



**CATALOG YEAR 2015-2016**

COLLEGE/SCHOOL/SECTION: College of Education, Department of Professional Programs

**Course:** Add:    Delete:     
(Check all that apply) Change: Number    Title    SCH    Description    Prerequisite   

**Response Required:** New course will be part of major    minor    as a required    or elective    course

**Response Required:** New course will introduce   , reinforce   , or apply    concepts

**Response Required:** Grade Type    Normal (A-F)    CR/NC    P/F

If new, provide Course Prefix, Number, Title, **Measurable** Student Learning Outcomes, SCH Value, Description, prerequisite, and lecture/lab hours if applicable. If in current online catalog, provide change and attach text with changes in red and provide a brief justification.

**Program:** Delete:    Add:    Change:    Attach new/changed Program of Study description and 4-year plan. If in current online catalog, provide change and attach text with changes in red.

**Minor:** Add:    Delete:    Change:    Attach new/changed minor. If in current online catalog, provide change and attach text with changes in red.

**College Introductory Pages:** Add information:   X   Change information:   X    
Attach new/changed information. If in current online catalog, provide change and attach text with changes in red.

**COLLEGE OF EDUCATION  
GRADUATE DEGREES**

~~Master of Science in Curriculum and Instruction (MS) (Thesis and Non-Thesis)~~

~~Master of Science in Education with a major in Bilingual Education (MS-Ed) (Thesis and Non-Thesis)~~

~~Master of Science in Curriculum and Instruction (MS)~~

~~Master of Science in Education with a major in Educational Administration (MS-Ed) (Thesis and Non-Thesis)~~

~~Master of Science in Education with a major in Reading (MS-Ed) (Thesis and Non-Thesis)~~

~~Master of Science in Education Interventions for Autism (MS)\* (Thesis)\*~~

~~Master of Science in School Counseling (MS)~~

~~Master of Science in Special Education (MS) (Thesis and Non-Thesis)~~

**COLLABORATIVE Ed.D. IN CURRICULUM AND INSTRUCTION\***

**COLLABORATIVE Ed.D. IN EDUCATION ADMINISTRATION\***

**(Offered by Texas A&M University)**

\*Currently not accepting new applicants.

## PROFESSIONAL CERTIFICATES

Educational Diagnostics (Code-153)

Principal (Code-68)

Reading Specialist (Code-151)

School Counselor (Code-152)

Superintendent (Code-195)

## CERTIFICATES

Assistant Speech Language Pathologist

Master Reading Teacher Certificate

## ENDORSEMENTS

Bilingual Education (Code 164 and 190)

English as a Second Language (Code 154)

## GENERAL REQUIREMENTS FOR GRADUATE DEGREES

See Academic Regulations for Graduate Degrees for specific TAMU regulations.

## GRADING POLICIES

The College of Education has adopted the following grading scale:

<b>A</b>	<b>93-100</b>
<b>B</b>	<b>84-92</b>
<b>C</b>	<b>75-83</b>
<b>F</b>	<b>Below 75</b>
S/CR/ P	Satisfactory/credit/pass
U/NC	Unsatisfactory (no credit)
IP	In Progress
W	Dropped or withdrawn
I	Incomplete

## BILINGUAL GRADUATE PROGRAM ADMISSION REQUIREMENTS

To be considered for admission to the Master of Science in Bilingual Education, the student must complete the following requirements:

1. Submit an application for graduate studies by the due dates provided by the Office of Graduate Studies & Research. Deadlines can be found at: [www.tamtu.edu/gradschool/](http://www.tamtu.edu/gradschool/). In addition, please complete the following:

- a. Pay the application fee.
- b. Submit official transcripts from all colleges/universities attended.
- c. Submit scores for the Test of English as a Foreign Language (TOEFL) or International English Language Testing System (IELTS), *if your academic studies are from a country where English is not the native language.*

~~1. Complete Graduate Program Admission Application.~~

2. ~~Resumé reflecting relevant work experience.~~

~~2. Completed stem work of 18 undergraduate hours in Education to include EDBE 3322.~~

~~EDBE 3325, EDBE 4334 and EDBE 4336. (Equivalents may be determined by the faculty committee)~~

~~3. Completed 9 hours of advanced Spanish courses at the 3000-4000 level (Equivalents may be determined by the faculty committee).~~

~~4. Minimum GPA 2.75.~~

3. Prepare 2 essays (minimum of 300 words each) explaining **your** desire to pursue a graduate degree in Bilingual Education: one essay in English; one essay in Spanish. ~~In addition, the admissions committee may request a personal interview with the applicant.~~

**4. Two letters of recommendation: 1 from a supervisor school administrator and 1 from a faculty member.**

5. The application must be approved by at least ~~3~~ **2 Bilingual Education** faculty members.

### **CURRICULUM AND INSTRUCTION ADMISSION REQUIREMENTS**

To be considered for admission to the Master of Science in Curriculum and Instruction, you must complete the following:

1. Submit an application for graduate studies by the due dates provided by the Office of Graduate Studies & Research. Deadlines can be found at: [www.tamtu.edu/gradschool/](http://www.tamtu.edu/gradschool/). In addition, please complete the following:

- a. Pay the application fee.
- b. Submit official transcripts from all colleges/universities attended.
- c. Submit scores for the Test of English as a Foreign Language (TOEFL) or International English Language Testing System (IELTS), *if your academic studies are from a country where English is not the native language.*

2. Submit a resumé.

3. Submit a personal statement describing your research interests and indicating how your research interests and academic/professional background characteristics will assist you in successfully completing the degree program.

4. Submit two letters of recommendation to the Office of Graduate Studies & Research. You may include one academic and one professional recommendation. Letters of recommendation should indicate:

- a. Applicant's academic performance (or job performance that is relevant to show competency to be successful in graduate education).
- b. Applicant's ability to succeed in a graduate program where a good deal of motivation, dedication, and self-direction are necessary.
- c. Applicant's strengths and weaknesses

### **COLLEGE OF EDUCATION GRADUATE PROGRAM ADMISSION REQUIREMENTS**

~~All application materials for the Master of Science Degree from the College of Education are due by the date provided by the Office of Studies and Research to be considered for full admission. Students may apply and begin graduate programs in the Fall, Spring, or Summer. To be considered for admission to the College of Education graduate program, applicants must meet the following requirements prior to the application deadline.~~

~~1. Submit an application for graduate studies by the due dates provided by the Office of Graduate Studies and Research.~~

~~2. Pay the application fee.~~

~~3. Submit transcripts from all colleges/universities attended.~~

~~4. Submit scores for the Test of English as a Foreign Language (TOEFL) or International English~~

Language Testing System (IELTS), *if academic studies are from a country where English is not the native language.*

5. Submit a personal statement describing research interests and indicating how research interests and academic/professional characteristics will contribute to successful degree completion.

6. Submit resume

7. Submit two letters of recommendation to the Office of Graduate Studies and Research. One may be academic and one may be a professional recommendation.

### **EDUCATIONAL ADMINISTRATION ADMISSION REQUIREMENTS**

1. Submit an application for graduate studies by the due dates provided by the Office of Graduate Studies & Research. Deadlines can be found at: [www.tamtu.edu/gradschool/](http://www.tamtu.edu/gradschool/). In addition, please complete the following:

- a. Pay the application fee.
  - b. Submit official transcripts from all colleges/universities attended.
  - c. Submit scores for the Test of English as a Foreign Language (TOEFL) or International English Language Testing System (IELTS), *if your academic studies are from a country where English is not the native language.*
2. A minimum undergraduate GPA of 2.75.
3. A resumé which provides evidence of relevant work experience.
4. A one to two page statement detailing applicant's 1) experiences and goals related to educational administration and 2) reasons for pursuing a master's degree in educational administration.
5. Two professional letters of recommendation (supervisors/faculty members)

In the event that an applicant does not meet the minimum admissions criteria, the applicant may appeal to the program's admission committee and may be asked to submit additional information.

### **READING ADMISSION REQUIREMENTS**

1. Submit an application for graduate studies by the due dates provided by the Office of Graduate Studies & Research. Deadlines can be found at: [www.tamtu.edu/gradschool/](http://www.tamtu.edu/gradschool/). In addition, please complete the following:

- a. Pay the application fee.
  - b. Submit official transcripts from all colleges/universities attended.
  - c. Submit scores for the Test of English as a Foreign Language (TOEFL) or International English Language Testing System (IELTS), *if your academic studies are from a country where English is not the native language.*
2. A minimum undergraduate GPA of 3.00 (students with a 2.5-2.9 GPA may be considered based on a required interview)
3. 2 Professional Letters & 1 Academic Letter
4. Required to complete an Essay on the Literacy Topic provided

### **SCHOOL COUNSELING ADMISSION REQUIREMENTS**

A. For Full Admission:

1. Submit an application for graduate studies by the due dates provided by the Office of Graduate Studies & Research. Deadlines can be found at: [www.tamtu.edu/gradschool/](http://www.tamtu.edu/gradschool/). In addition, please complete the following:

- a. Pay the application fee.
  - b. Submit official transcripts from all colleges/universities attended.
  - c. Submit scores for the Test of English as a Foreign Language (TOEFL) or International English Language Testing System (IELTS), *if your academic studies are from a country where English is not the native language.*
2. GPA 3.0 (last 60 credit hours)
  3. Interview
  4. Statement of Purpose: 700 word maximum
  5. 3 letters of reference/nomination: 1 personal reference, 1 professional reference, and 1 nomination letter from a current professional school counselor

Semester deadlines:

Fall: July 1<sup>st</sup>

Spring/Wintermester: November 1<sup>st</sup>

Summer: March 1<sup>st</sup>

B. For Provisional Admission:

1. Submit an application for graduate studies by the due dates provided by the Office of Graduate Studies & Research. Deadlines can be found at: [www.tamtu.edu/gradschool/](http://www.tamtu.edu/gradschool/). In addition, please complete the following:

- a. Pay the application fee.
  - b. Submit official transcripts from all colleges/universities attended.
  - c. Submit scores for the Test of English as a Foreign Language (TOEFL) or International English Language Testing System (IELTS), *if your academic studies are from a country where English is not the native language.*
2. Interview
  3. Statement of Purpose: 700 word maximum
  4. 2 letters of reference/nomination: 1 professional reference and 1 nomination letter from a current professional school counselor
  5. 12 credit hours completed in program for consideration of full admission

### **SPECIAL EDUCATION ADMISSION REQUIREMENTS**

1. Submit an application for graduate studies by the due dates provided by the Office of Graduate Studies & Research. Deadlines can be found at: [www.tamtu.edu/gradschool/](http://www.tamtu.edu/gradschool/)<sup>1</sup>. In addition, please complete the following:

- a. Pay the application fee.
  - b. Submit official transcripts from all colleges/universities attended.
  - c. Submit scores for the Test of English as a Foreign Language (TOEFL) or International English Language Testing System (IELTS), *if your academic studies are from a country where English is not the native language.*
2. An essay stating reasons for choosing the special education master's program and career goals (500-750 words).

3. A current resumé.
4. Two letters of professional recommendation.


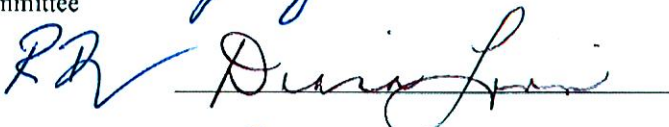
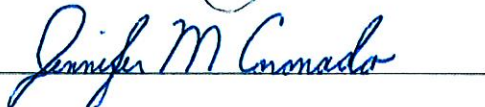


<sup>1</sup> All applicants will be fully reviewed by the Special Education Graduate Admissions Committee. Admission is based on a holistic review of all required application materials.

**GRADUATE ADMISSION**

The College of Education (COE) may grant provisional admission for a maximum of six graduate hours to students who have not submitted all relevant documentation and who hold a bachelor's degree from an accredited institution. Provisional status must be removed at the end of the six semester credit hours and before any other coursework can be taken.

**Other:** Add information: \_\_\_ Change information: \_\_\_ Attach new/changed information. If in current online catalog, provide change and attach text with changes in red.

Approvals:

	Signature	Date
Chair Department Curriculum Committee		<u>2/17/15</u>
Chair Department		<u>2/17/15</u>
Chair College Curriculum Committee		<u>2/17/15</u>
Dean		<u>2/17/15</u>
Provost		_____

06/2014